

Current Version: 2.1.0



[Account Encryption Supported](#)

[Feel free to contact with us](#)

[Download it](#)

Price 39 € {digistore id=3}

Price 270 € put your logo

{digistore id=8}

**New features: Mozilla, Safari, Chrome, G.729 and [Account Encryption](#) now Supported!**

[For more secure please encrypt your Sip Account that you will use](#)

{jatabs type="content" position="top" width="100%" mousetype="click" animType="none" skipAnim="false" duration=100}

[tab title="Overview"]

**Web Direct VoIP Click2Call - Allow your web visitors to call any department of your Company from your web site.**

**It can register to your own Sip Server or to any VoIP Provider Server.**

[Visit Demo](#)

Web Direct VoIP Call click2call is softphone which you can install to your company's web site. Visitors of your web site will be able to call any department of your Company. In case you have your own sip server then our product can register directly on it.

You can have more than one dial destinations to a drop down box. You can specify **land line numbers**

**VoIP Numbers**

(even sip url e.g. "sip:user@voip\_provider\_domain") and

**Mobile Phone**

numbers

.

**Everybody can call you from your web Site with just one Click!**

**A registered Softphone is ready for use at your web site!**

**Save money when travelling!**

**Encrypt your SIP Account, so no one can see it!**

**Call your Company from your Web Site completely Free of Charge!**

**You are able to change the design of our product by altering the html code!**

**Get a Special license and upload your logo!**

Customers and Guests are very easily able to call you, **free of charge\***, from your site. They can reach any Department of your Company (e.g. Sales, Support etc.) from anywhere in the World with just a click of a button. It can also be very useful to your employees, who may need to contact the main offices during the time they are abroad or away from the office.

**You are able to Change the Design of our product by altering the html code.**

\*

In case you have your own IP/BPX Server. The product registers as extension so no one will be charged for any phone call otherwise you can use a sip account from a SIP Account Provider like Skype, Betamax etc.

You can of course use any VoIP Account from Any VoIP Provider as well!

### [Web Direct Demo](#)

[/tab]

[tab title="Features"]

**Web Direct supports all the basic features any other softphone supports for a very crystal clear conversation.**

[Get Web Direct VoIP Call with a special license and remove our Logo!](#)



**Speaker and Microphone**  
**SIP account Encryption Supported**



**Volume controls**



**Unlimited Destinations**



**Mic Boost**



**Audio Options**

**Codec: GSM6.10**


















**One click call**



**Codec: G711 A-Law**



**Editable Html**

 **Codec: iLBC G711 U-L**  
 **GSS Design**  
 **Codec: G711 U-Law**  
 **Echo/Noise Cancellation**  
 **Codec: G729**  **New**  
 **AGC (Auto Gain Control)**  
 **Account Encryption**  **NEW**  
 **Dial Pad**   
 **Low Bandwidth support**  
 **Audio IN/OUT Devices Selection**  
 **Auto registration**  **New**

**In case you need a Web Direct Softphone with more features,  
just request it. We will develop it for you!**

[/tab]

[tab title="FAQs"]



**Which are the requirements of your product?**

PHP scripting language must be supported on your web server.



**How is the DialPad used?**

Dial Pad is necessary in case an IVR system requests the user to make a choice, so a DTMF tone must



**Can I use your Web Direct Softphone with my Open Source IP/PBX SIP Server?**

Yes, you can! Web Direct Softphone is based on the SIP protocol, so you can use it with any SIP Server



### **Can I use your product with my Voip Buster - Betamax Account?**

Voip Buster IP/PBX is based on SIP protocol as SIP Server use our product to register to a VoIP Buster



### **Can I have a trial license of your product?**

We are not able to give [you](#) trial licence, but you can take a look at our Demo.



### **How many users are able to use Web VoIP Softphone when I buy a license and I in**

Unlimited users are able to load the product.



### **When I buy a license of your product can I install your product to any Web Domain**

The license will ONLY work on the web page in Domain you use with the product program and if you



### **Is your Product working with any Web Browser?**

Is working with Mozilla, Safari, Chrome and Internet Eplorer on Windows systems



**Can I remove your logo from the Product?**

No, you cannot remove our logo from the web interface but you are able to change the look by altering the CSS.



**Can you customize your product based on my requirements?**

Yes, you can request for us to customize the product based on your needs with an additional charge.  
[Additive Installation/Requirements]

## Web Direct VoIP Call Softphone Installation and Requirements

### Requirements

- A Web Site on which you are going to install the Web Direct VoIP.
- PHP installed on the web server.
- **A VoIP Account.** You can use the VoIP account settings of any VoIP Provider company or **you can use the account settings from your own IP/PBX (Your SIP Server) system that you use on your company. The product will be registered as an extension to your IP/PBX Server.**
- **Optional** - Configure your IP/BPX System to **support simultaneous calls**, so more than one users will be able to use the same voip account at the same time.

### Installation

- Copy the necessary files under a folder in your server
- Type your VoIP Account Settings and contacts in the file "settings.php"
- You are now ready to use it!

**Note: The activation key will be generated based on the domain name you provide us with. You cannot use the same activation key on another Domain name.**

To load and to use our product use the url + subfolder (Do not use **index.html** at the end of the url )

In case you wish to change the domain name, you will be required to purchase a new activation key.

```
#####- Configuration Area -#####
#Contacts Settings
##### Please Change only the options and values #####

$contacts = '
    <select name="Destination" title="Select a Contact" class="destination">
        <option value="00302810123123">Sales</option>
        <option value="+302818107961">Support</option>
        <option value="100">Offices 100</option>
    </select>
';

#VoIP Account Settings
$loginid = "6522d5340c9503b01b";           //Login
$authlogin = "6522d5340c9503b01b";         //AuthLogin
$loginpwd = "782fc76e049304b01b";          //Password
$sipproxy = "7d2ad66e139b04af0a88eda672ae670f45d7"; //Sip Server
$domain = "7d2ad66e139b04af0a88eda672ae670f45d7"; //Domain - usually is
$displayname = "Web Direct";                //Display Name
$listenportnumber = 5064;                   //Listen Port
$setdomainkey = "A74D44D157D160D132D187D59D6D39D47D245D165D254D96D208D246D2
D75D148D121D204D250D176D85D216D71D142D157D199D91D77D248D94D66D38D123D195D239D92
$auto_load ="0";                           //Auto load value, Set 1 and Software v
$encryption ="1";                           //Enable this option by setting value

#####- End of Configuration area -#####
```

[/tab]

{/jatabs}

**Price 39 €**  
**Price 270 €**

{digistore id=3}  
**put your logo**

{digistore id=8}

**k call**